

FORD EVEREST

CASH-IN-TRANSIT

VEHICLE SUMMARY

An inconspicuous heavy-duty cash-in-transit vehicle, which was developed in conjunction with international financial institutions, to transport cash, valuables and passengers without inviting any unwanted attention.



Cash box with double locking system



Cash box interior



Dome light and smoke detector



Tool box



Panic alarm

* Some features shown are optional

Contact RMA Automotive for more information or a quotation.

inquiries@rmagroup.net

rmaautomotive.net



FORD EVEREST

CASH-IN-TRANSIT

Vehicle Details

Manufacturer	Ford
Model	Everest
Engine	Turbo Diesel 2.2L TDCi I4
Power (kW/PS)	118/160 @ 3200 rpm
Torque (Nm)	385 @ 1600-2500 rpm
Drivetrain	4X4
Transmission	6-speed automatic
Fuel tank capacity	80L
Wheels	17" alloy
Tires	265/60 R17, all terrain

Dimensions of Modified Vehicle (mm)

Length	4893
Width	1862
Height	1830
Angle of approach (°)	26
Angle of departure (°)	30
Wheelbase	2850
Track width (front/rear)	1560/1564
Ground clearance	225
Turning circle (m)	11.67

Weight Table (kg)

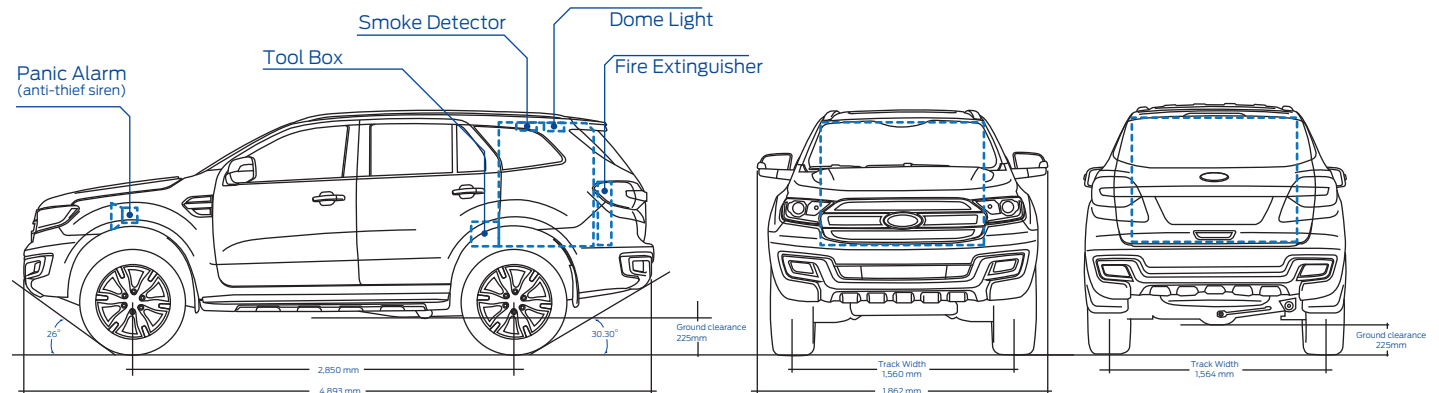
Base vehicle unladen kerb weight	2157
Modified vehicle unladen kerb weight	2381
1) Front axle	1163
2) Rear axle	1281
Payload capacity	525
Gross modified vehicle weight	2906

Notes:

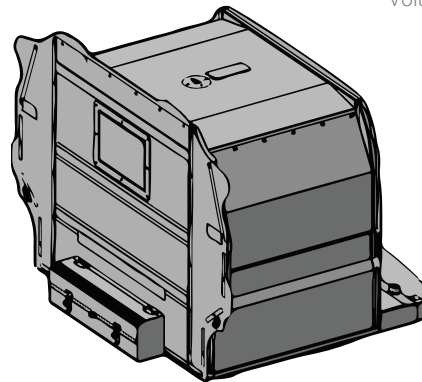
The company reserves the right to change the vehicle specifications and features described in this publication at any time.

Vehicle specifications and features may vary in different markets.

Images are for illustrative purposes only and may appear different from the actual vehicle.

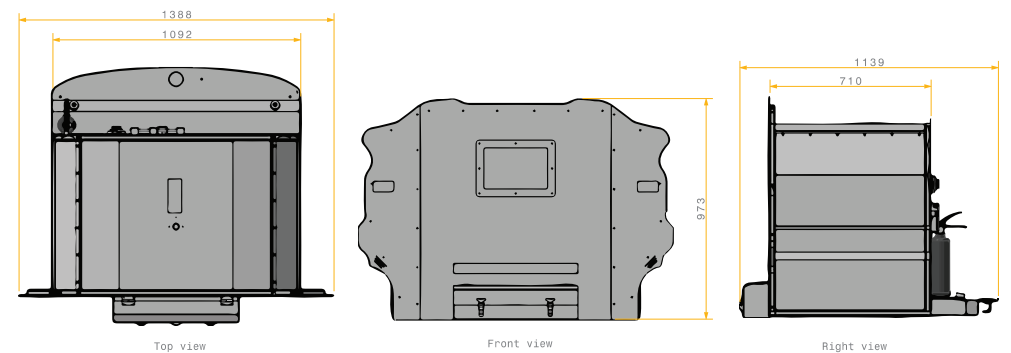


Cash Box Dimensions



Cash box specification

Volume: 0.6 m³



Standard Features

Cash carrier box	Fire extinguisher (1kg, cabin mount)	Safety kit
Rear door locking	Fire extinguisher (1kg, interior rear)	Window blackout quarter & rear glass
Panic alarm		

Optional Features

Upgraded suspension package

Contact RMA Automotive for more information or a quotation.

inquiries@rmagroup.net

rmaautomotive.net